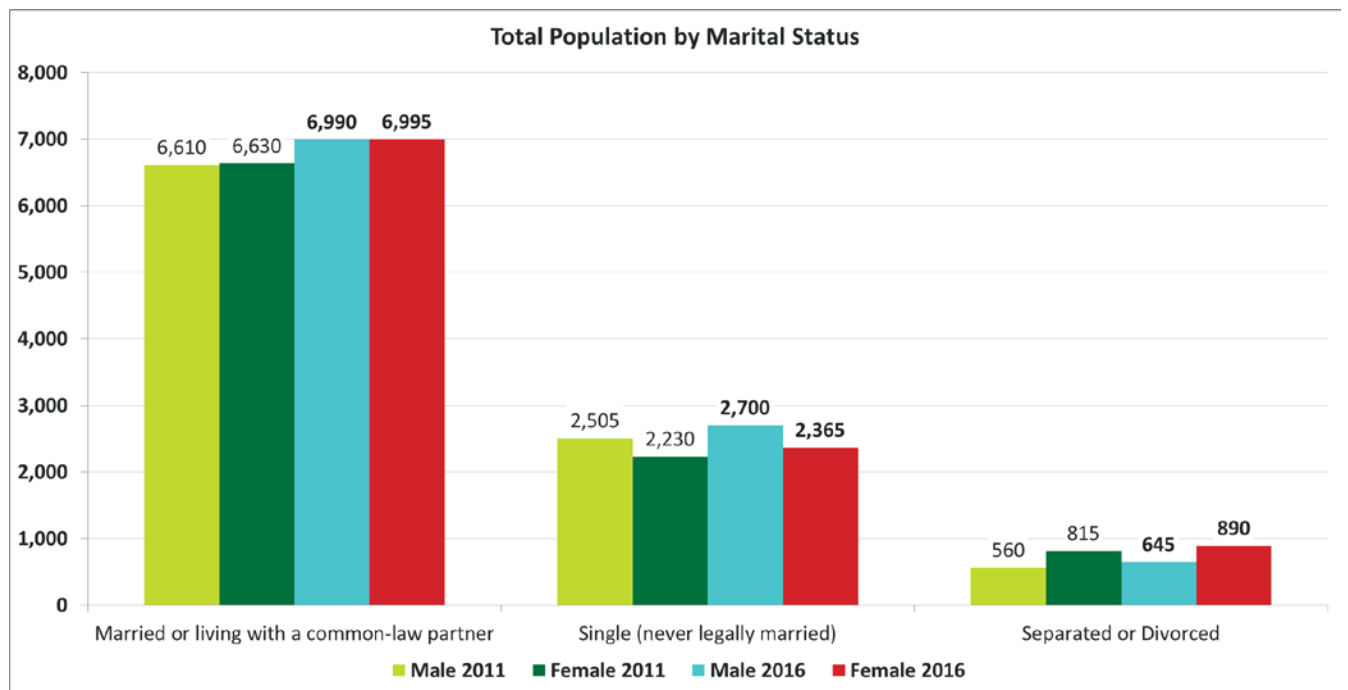


Census Made Simple Release 5



Families, Household and Marital Status

Marital Status



Quick Facts

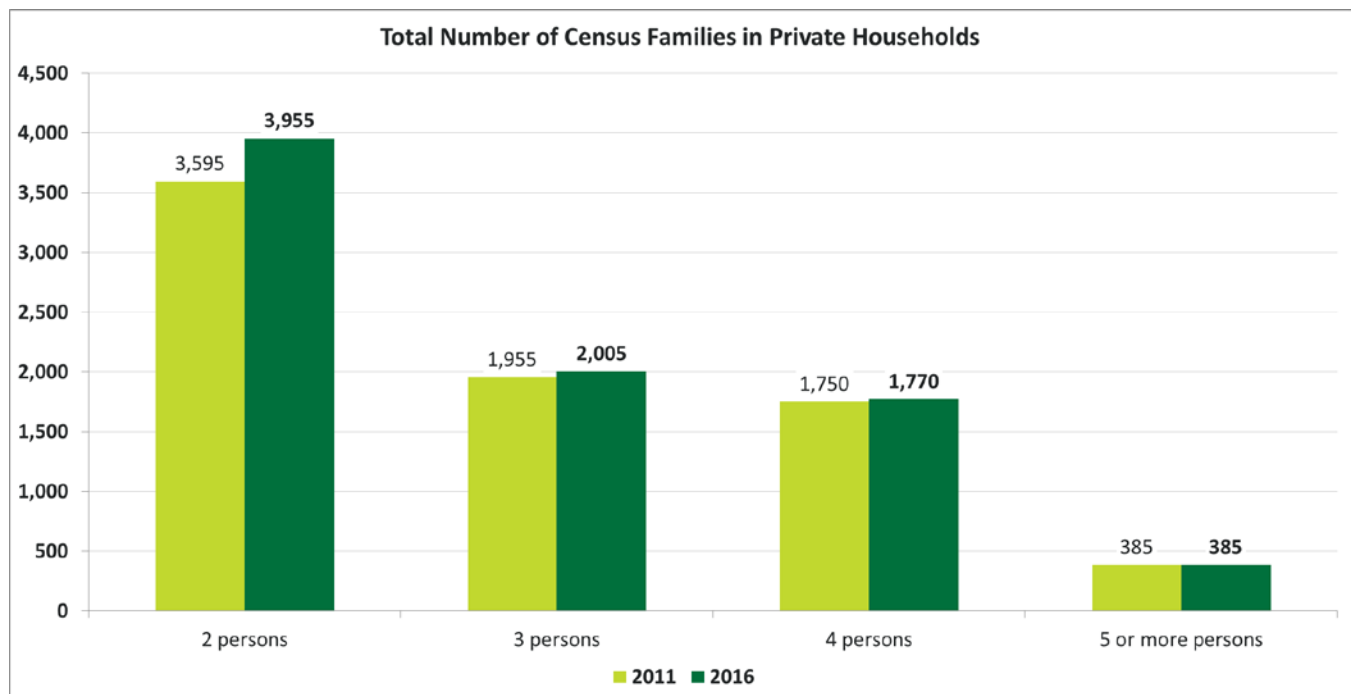
- Overall the total population by marital status in Conception Bay South has grown across all marital status segments. Married or living with a common-law partner grew by 6% from 2011 to 2016 compared to those who are single or never legally married, which grew by 7%.
- In 2016, 62% of the male population and 58% of the female population were married or living with a common-law partner.
- In 2016, 24% of the total male population and 28% of the total female population were single (never married).

Census Made Simple Release 5



Families, Household and Marital Status

Total Number of Census Families in Private Households



Quick Facts

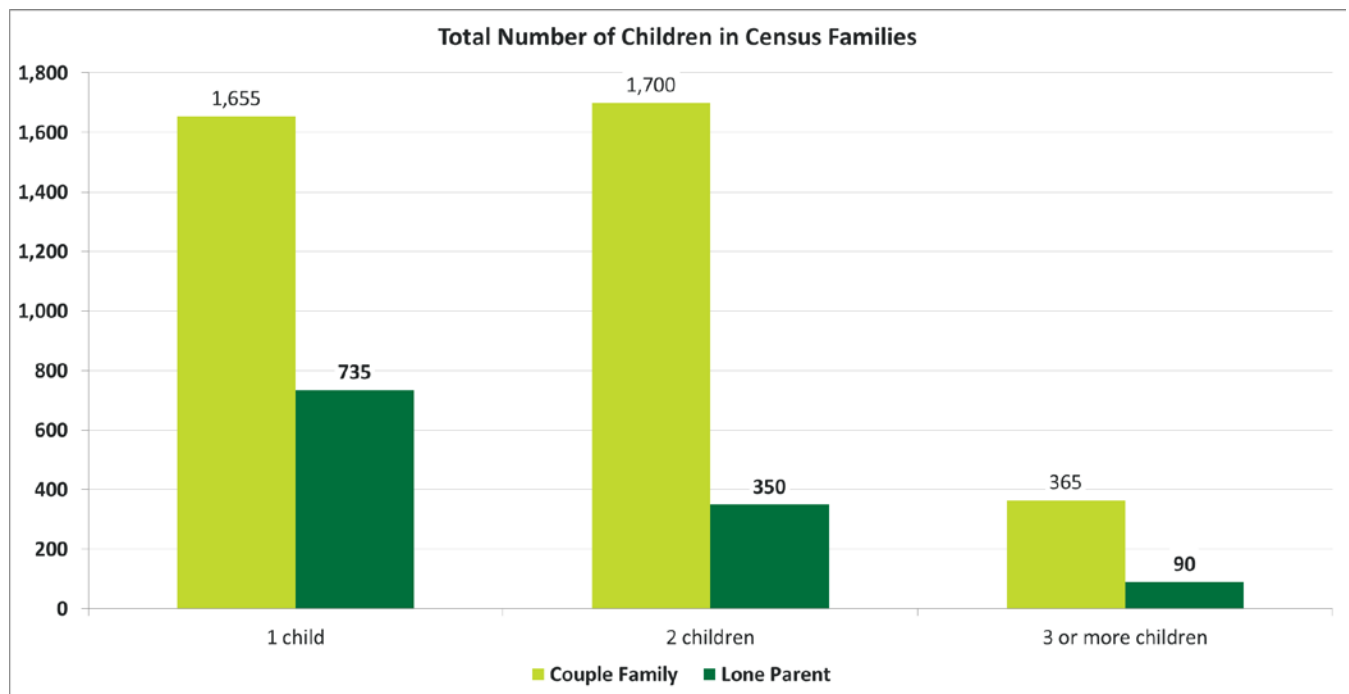
- The total number of census families in private households in Conception Bay South grew by 6% from 2011 to 2016 (net growth of 425 persons) compared to 5% growth in the remaining communities within the St. John's CMA, 1% growth in the province and 5% growth in Canada.
- The trend toward smaller families is not unique to Conception Bay South. In the St. John's CMA, minus Conception Bay South, the total number of census families in private households grew by 5% and can be largely attributed to the 10% increase of two person families. Provincially, however, there was an overall decline in census families in private households of three persons or more.

Census Made Simple Release 5



Families, Household and Marital Status

Total Number of Children in Census Families



Quick Facts

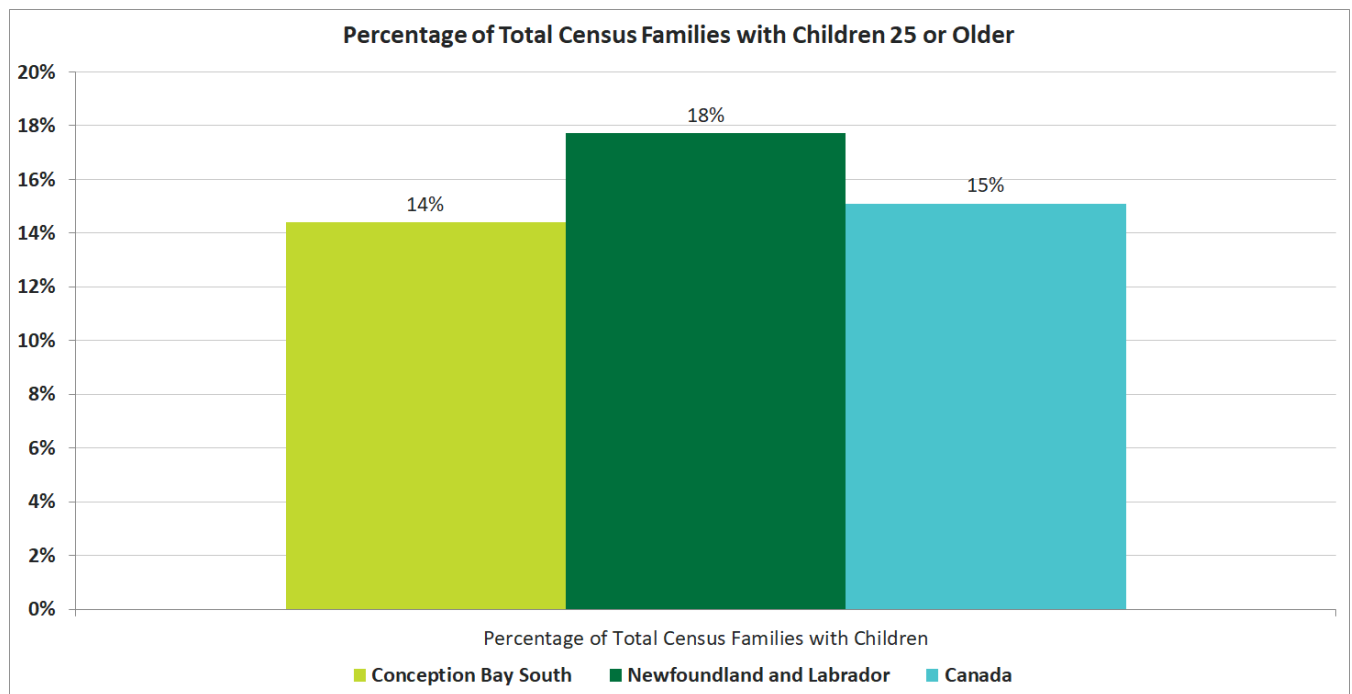
- Families in Conception Bay South are largely comprised of couple families with one or two children accounting for 90% of couple families. In comparison, 93% of lone parents have either one or two children.
- Overall couple families represent 3,720 of census families with children. In comparison, lone parent census families with children totalled 1,170.
- Approximately 44% of the couple families had one child compared to 63% of lone parents with one child.

Census Made Simple Release 5



Families, Household and Marital Status

Families with Children Aged 25 and Over



Quick Facts

- In 2016, 705 census families had children 25 years and older living in the family's primary residence. This represented a 7% growth from 2011 counts and a 14% proportion of all census families.
- Comparatively, Conception Bay South has a lower percentage of census families with children 25 years and older than both the provincial and national averages. From 2011 to 2016, Canada had a growth of 15% in census families with children 25 years and older.